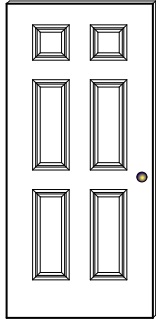



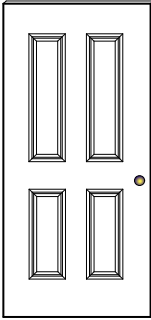
Company _____ Order Date _____ Ship Date _____

P.O. # _____ Ordered By _____ Codel Truck ☐Sidemark _____ or Will Call ☐**STANDARD PRE-HUNG UNIT INCLUDES:** Pre-hung in base frame, primed hinges, 1-bore (2-3/4 B. S.), mill fixed sill, white compression weather-strip, brown slide-in sweep. (Closure kit ships knock down in a box).**DOOR STYLE****C690**

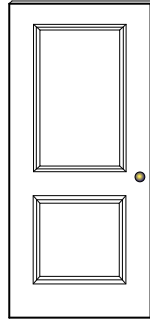
- ☐ 28
☐ 30
☐ 30
 (Closure/Panic)
☐ 30 X 70
 (Closure/Panic)

CF90

- ☐ 28
☐ 30
☐ 30
 (Closure/Panic)
☐ 30 X 70
 (Closure/Panic)

C490

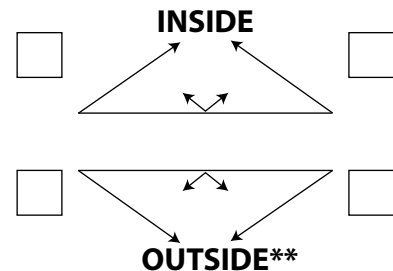
- ☐ 30

C290

- ☐ 30

QUANTITY: L-H _____

R-H _____

**CLOSURE KIT:**☐ 4-1/2" - 5-1/2"☐ 6-1/2" - 7-1/2"☐ 9-1/2" - 10-1/2"☐ 5-1/2" - 6-1/2"☐ 8-1/2" - 9-1/2"**SILL OPTIONS:****Vinyl Cap Mill (Std)**

- ☐ Low Profile Mill
☐ Omit Sill*

*If omit sill, what is the clearance from the bottom of slab to bottom of jamb (not including door sweep.)

HINGE OPTIONS:**PRIMED (STD.)**

- ☐ US26D Brushed Chrome
☐ US26D Ball Bearing
☐ US3 Bright Brass
☐ US15A Antique Nickel
☐ US15
☐ Self Closing Hinges (2)
☐ US10B

Other: _____

BORE/MISC. OPTIONS**BORE 2-3/4 B.S. (STD.)**

- ☐ Deadbolt Bore
☐ Peep Hole Bore
☐ Install Peep Site
☐ DoorGuard Slab Cover

Other: _____

**Outswing units will only accept a low profile sill.