



Codel Doors offers Multi-Point Locking Systems of the finest design, most precise machining and highest quality materials providing homeowners with a secure locking system stronger than traditional deadbolt locks.




Screw Support

Prevents flexing or bending of the gear for life-time performance and smoother operation.



Mishandling Device

Prevents multiple locking points from accidentally firing and potentially damaging door trim. Fully field reversible.



Solid Stainless Steel Deadbolt

Highly corrosion resistant and stronger than traditional deadbolts.



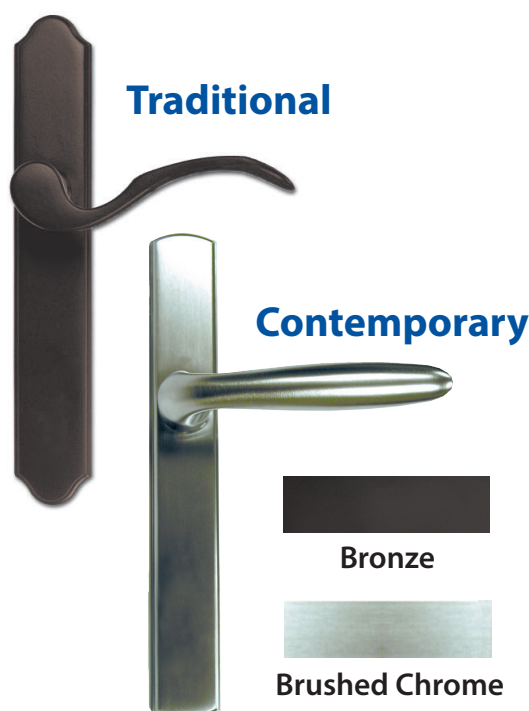
Manual Tongue (Top & Bottom)

While offering security in the locked position, the manual tongue engages into the jamb or mull post and retracts when opened, giving a smooth, clean appearance.



Flush Bolts (Top & Bottom)

(Optional) Multi-Point is available for the inactive door. The flush-bolts operate by the handle on the in-active panel, sending the flush-bolts simultaneously into the head and sill, offering a smooth and easy operation and securing your entry door.



Multi-Point Hardware Options & Finishes



Features and Benefits

- 300 Series Stainless Steel-Highly corrosion resistant.
- Self Lubricating Parts - Last longer by eliminating the need to lubricate locks.
- Helps prevent doors from bowing and adds extra security at the same time.
- Schlage Keyway.

- Only available on Fiberglass door units.
- Not available on cut-down units.