

Interior Net Unit & Handing Chart

Interior Prehung Net Unit Measurements

DOOR WIDTH	NET SLAB SIZE	NET UNIT MEASUREMENT
1-6 X 6-8	18" X 80"	19-1/2" X 81-5/8"
2-0 X 6-8	24" X 80"	25-1/2" X 81-5/8"
2-2 X 6-8	26" X 80"	27-1/2" X 81-5/8"
2-4 X 6-8	28" X 80"	29-1/2" X 81-5/8"
2-6 X 6-8	30" X 80"	31-1/2" X 81-5/8"
2-8 X 6-8	32" X 80"	33-1/2" X 81-5/8"
2-10 X 6-8	34" X 80"	35-1/2" X 81-5/8"
3-0 X 6-8	36" X 80"	37-1/2" X 81-5/8"

*For 7-0 doors add 4"

*For 8-0 doors add 16"

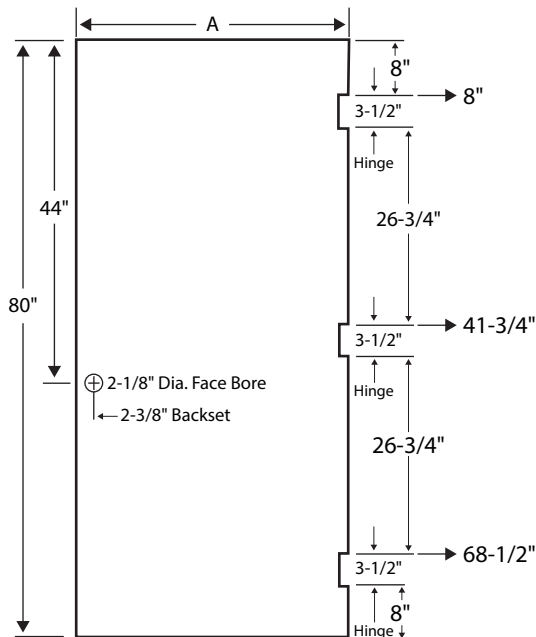
Bifold Finished Opening = Call Out Width X 80-3/4" Height

Bypass Finished Opening = Call Out Width - 1" X 81-3/4" Height

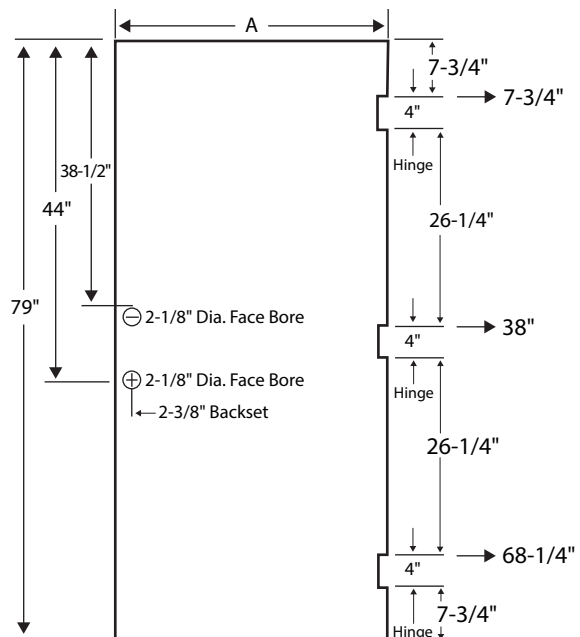
Interior 20-Minute Prehung Net Unit Measurements

DOOR WIDTH	NET SLAB SIZE	NET UNIT MEASUREMENT
2-6 X 6-8	30" X 80"	19-1/2" X 82-3/4"
2-8 X 6-8	32" X 80"	25-1/2" X 82-3/4"
3-0 X 6-8	36" X 80"	27-1/2" X 82-3/4"

1-3/8" Standard Interior Door Machining Chart

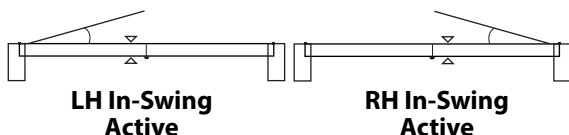


1-3/4" Standard Interior Fire Door Machining Chart

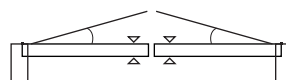


Interior Prehung Door Handing Chart

Double Doors



Inswing Double Doors No Astragal



Single Doors

